



Child Care Resource & Referral of Washington County

As the leaves begin to change and we head into this new season of life, Washington County Child Care Resource & Referral wants you to know we are here for any support you may need in the upcoming Fall Quarter. As grants continuously become available, the need for care grows and child care across the nation continues to be highlighted in the news and politically, know we are here every step of the way. We are united in the mission of supporting early educators and providing care for all children.

Through community, we come together to create opportunities for children and families to thrive!



Contact Information

Phone:

971-223-6100

Fax: 971-223-6101

Email:

ccrr@caowash.org

Physical Address:

1050 SW Baseline
Street
Suite C1
Hillsboro, OR 97123

Mailing Address:

1001 SW Baseline St
Hillsboro, OR 97123

Live Phone Hours:

Monday - Friday
8:30 am - 5:00 pm

During this time, we are working remotely and are not available for in-person appointments. However you may reach us by phone or email.

We are unavailable to answer phones during 12—1:00 p.m. for lunch hours.

Response Timeline:

24-48 hours for voicemails and emails.

Please make sure to leave us a voicemail with your name and number so that we are able to return your call.

Join CCR&R on Facebook! We post information about periodic trainings, updates that inform your work and information that may be useful to you. Visit the link below to join!

facebook

Child Care Resource & Referral

We are now taking virtual appointments!



WE ARE NOW TAKING VIRTUAL APPOINTMENTS! IF YOU NEED TO SCHEDULE AN APPOINTMENT WITH OUR STAFF, PLEASE DO SO BY FILLING OUT OUR ONLINE APPOINTMENT FORM [HERE](#) OR SCAN THIS QR CODE WITH YOUR PHONE.

تحيات! أود أن أقدم نفسي: اسمي مارتينا جلاذ وأنا أعمل في موارد رعاية الأطفال والإحالة في مقاطعة واشنطن ، وأتحدث العربية بلغتين. نعمل على مساعدة ودعم مقدمي رعاية الأطفال في الحصول على الترخيص الخاص بهم وتجديده والحصول على ساعات التدريب والتواصل مع المرخص لهم وتحسين جودة الرعاية. اتطلع للعمل معك!

رقم هاتفي هو 7536-226-971(971):

عنوان بريدي الالكتروني هو mjallad@caowah.org

Greetings! I would like to introduce myself: my name is Martina Jallad and I work for Child Care Resource and Referral of Washington County and I'm bilingual in Arabic. We work on helping and supporting child care providers in getting their license, renewing it, getting training hours, connecting with their licensor and improving the quality of care. Looking forward to working with you!

My phone number is 7536-226-971(971)

My email is mjallad@caowah.org



Schedule

Go to the Bathroom



Wash



Put on Pajamas



Brush Teeth



Read a Book



Bed Time



Finished

The Importance of Routines & Visual Schedules

Routines, which are activities that happen in the same way and at the same time of the day, play a vital role in early childhood development. Consistent routines provide comfort and a sense of safety. Just like us, children feel more confident and secure when their day is familiar and predictable.

One way to support all children in your care is to create a visual schedule. Visual schedules are a tool that provides children information about what is happening, the sequence of events, and any changes that may be taking place. A visual schedule can be a sequence of graphics, photographs, symbols, or written words. Visual schedules help clarify expectations, provide reminders, assist with transitions, redirect attention, as well as provide structure. The following article from the [National Center for Pyramid Model Innovations](#) discusses visual supports and features instructions on how to create a visual schedule, including examples you can print, cut out, and use in your program. Check out the article, titled *Visual Supports for Routines, Schedules, and Transitions* [here](#).



Never Too Young: Ages and Stages of Racial Understanding

By Traci Baxley, Ph.D.



Research shows that children form race-related ideas long before they're ready to talk about race and racism... awareness of race begins as early as infancy! No matter their age, all children collect clues from their experiences to make sense of the world, so early, honest, and age-appropriate conversations really matter. Here's an age-by-age look at how children's understanding develops—and why it's never too early to address racism.

Infants show a preference for the faces of people from their own racial group as early as six months. Studies show that babies gaze longer and show happy expressions more frequently with people who look like them. Start early by introducing children to people who don't look like them, and let children see pictures of people with a variety of skin tones and facial features.

Toddlers use social cues such as body language and facial expressions to make sense of their world. They watch the way adults respond to differences in people and mimic our attitudes and racial biases without us even realizing it. Research shows that as young as three, toddlers associate some racial groups with negative traits, and they use these associations to develop their own understanding about the world around them. When your children are toddlers, you can be aware of your own biases and reactions to people who skin color is different from yours, and continue to share books, videos, and music that highlight and celebrate differences.

Preschoolers are becoming even more observant of differences such as skin color and hair texture and noticing more and more how other are the same and different from them. Not only do they compare and group people by race, but research shows some children also begin to show a “pro-White” bias—they may begin to include or exclude playmates based on race. Even non-White children may associate White with wealth, power, or beauty. (When my children were this age, I'd make sure to say things like, “Isn't it amazing how we're all so different!”)

Kindergartners and first graders are noticing that race is often a taboo topic. At this age, children may continue to include and exclude peers based on race. They are more aware of disturbing news, and they often ask questions about it, so it's a great opportunity to have meaningful conversations about race and racism. It's not uncommon for a child to say that someone who looks different from them looks “weird.” (Before getting into more conversation, you can ask questions like “What makes you say that?” or “Why do you think so?” so I better understand where these thoughts came from.)

As soon as children can ask questions, support their natural curiosity by answering them, even the most difficult ones (and it's okay to say you want to think about their question for a while). Let them know that it's okay to notice skin color and to talk about race. The idea is to make differences normal... and good!





OREGON SCREENING PROJECT

Check your child's development

Ages 1 month to 6 years

Because developmental delays in children can be subtle, most children who would benefit from early intervention aren't identified until after they start elementary school. But intervention before kindergarten has a huge academic and social benefit on children's success. One thing you can do in your early learning program is to administer the Ages and Stages screening or ASQ-3.

The ASQ-3 is a set of questionnaires about children's development. It has been used for more than 20 years to make sure children are developing on schedule. A screening provides a quick look at how children are doing in important areas, such as communication, physical ability, social skills, and problem-solving skills. ASQ-3 can help identify a child's strengths as well as any areas where they may need additional support. After completing the questionnaire, you complete a scoring sheet.

If the child is developing without concerns, there is nothing more you will need to do. If the score sheet does show some potential developmental concerns, this is a great opportunity to have families talk to their pediatrician or contact an early intervention agency such as Northwest Regional ESD to have the child further evaluated, or to get activity ideas that can support their development in these areas.

Administering the questionnaire is the easy part. Talking to families about their child's development, especially if there is a potential concern is another story. We have included some tips below about how to talk to families about the results of the screening as well as a link to a parent conference form that might be helpful in organizing your thoughts.

You can find the free screenings by age [here](#) and family conference form here ([English](#)) & ([Spanish](#)). Identifying potential concerns early will help the children get the additional support they need to set them up for future success in school.

Answer questions about skills your child can do
We'll let you know next steps

osp.uoregon.edu

What is Oregon Screening Project?

Free online questionnaire (ASQ) to check early development in ages birth to six

Why Complete ASQ Online?

Find out if your child's development is on schedule

Take results to your well-child checkup

Share results with family and caregivers

Follow up with Next Steps and Learning Activities downloads

Who Can Participate?

Parents
Family
Caregivers

What Will I Receive?

Confidential results by email or download

A copy of your child's questionnaire (ASQ)

Fun play and learning activities for your child's age

Parenting and Community resources and links



Oregon Screening Project | University of Oregon
Contact Kimberly Murphy | 541.346.2580 | kmurphy@uoregon.edu

Oregon Screening Project is a free public service, Child Find Project from the Early Intervention Program, University of Oregon and Oregon Department of Education. For more information, visit eip.uoregon.edu. The University of Oregon is an equal-opportunity, affirmative action institution committed to cultural diversity and compliance with the Americans with Disabilities Act. This publication will be made available in accessible formats upon request. 2019 University of Oregon

Sharing Screening Results with Families

It's important to always share ASQ-3™ results—parents will be interested in learning about their child's development. You should prepare carefully for these discussions, especially when you will be sharing results that identify a child as needing further assessment. Use these practical tips to help you discuss ASQ-3 results with families.

Be timely

Provide screening follow-up information as quickly as you can.

Show you value confidentiality

Be sure the setting for your conversation is private and assure parents that the conversation is confidential.

Use the ASQ-3™ Parent Conference sheet

This will help you organize your thoughts and take notes during the conversation or parent conference (the conference sheet is included in the *Developmental Screening Toolkit* or *ASQ-3™ Starter Kit*).

Restate the purpose of screening

Remind parents that screening is a check of their child's development. ASQ-3 only shows that their child may need further assessment and does not diagnose their child.

Listen to the family

Give parents an opportunity to express their perceptions of their child. Be open to new ideas and viewpoints.

Highlight the positives

Review the results, emphasizing the child's strengths. Also focus on parents' current skills and resources.

Explain the child's results

Be precise—Use language such as *well above cutoffs*, *close to cutoffs*, and *below cutoffs* when explaining the child's scores.

Be sensitive and positive

Avoid using terms like *fail*, *normal*, or *abnormal*.

Talk about next steps of development

If the child's development is on track, talk with parents about what skills to expect next. Provide learning activities that they can try at home. Let them know they'll have an opportunity to look again (programs are encouraged to complete another screening for children in 6–12 months).

Talk about outside influences

Discuss anything that may have affected the child's scores. This could include opportunity to try the skills, the child's health history, or specific cultural or environmental factors.

Examine together

Discuss concerns, and provide specific, objective examples of children's development whenever possible.

Offer guidance

Provide information about child development and activities to try at home. If a child's score is below the cutoff or if the parent has concerns, provide information about community resources and referral options.



Adapted from ASQ-3™ *User's Guide* by Jane Squires, Ph.D., Elizabeth Twombly, M.S., Diane Bricker, Ph.D., and LaWanda Potter, M.S. Brookes Publishing © 2009. All rights reserved.

www.agesandstages.com | 1-800-638-3775 |   



CHILD CARE PROVIDERS: DO YOU HAVE HEALTH QUESTIONS ABOUT COVID-19? CALL THE CHILD CARE NURSE HOTLINE

Access a toll-free hotline for assistance with:

- Symptoms or health issues that are concerning to them or staff
- Questions about excluding children and staff
- Steps to take if someone is positive for COVID-19

HOTLINE:

1-833-647-8222

HOURS:

Seven days a week - 8 a.m. to 8 p.m.

There is no cost to use this service. This resource is reserved for child care providers and staff. Assistance available in other languages.

To learn more visit: <https://oregonearlylearning.com/COVID-19-Resources>



@OREarlyLearning



@OREarlyLearning










OHSU
Health



Where can I get my COVID-19 vaccine?




-  **Search for vaccines near you at** <https://getvaccinated.oregon.gov/#/locator>
-  **Local public health authorities**, who work with local providers, including some **hospitals and health clinics**, to get shots in arms.
-  **Pharmacies.** Local pharmacies and national pharmacy chains offer COVID-19 vaccines.
-  **Federally Qualified Health Centers (also called Community Health Centers)**, which have over 270 sites across the state.
-  **Mobile clinics** for specific at-risk populations.
-  **Tribal health authorities** for tribal members and their families.
-  **Veteran's Administration health providers** for service members receiving care through the VA.



Still have questions on where you can go to get vaccinated:

 Visit <https://covidvaccine.oregon.gov>

 Text **ORCOVID** to **898211**

 Call **211** or **1-866-698-6155**, a tollfree number (TTY: dial 711 or call 1-866-698-6155)

 Email ORCOVID@211info.org



Document accessibility: For individuals with disabilities or individuals who speak a language other than English, OHA can provide information in alternate formats such as translations, large print, or braille. Contact the Health Information Center at 1-971-673-2411, 711 TTY or COVID19.LanguageAccess@dhsosha.state.or.us.

OHA 3645 (06/01/2021)

YOU DO A LOT



WIC IS HERE TO HELP!

WIC is a public health nutrition program serving Oregon families. Even if you do not qualify for SNAP or the Oregon Health Plan (OHP), you may be eligible for WIC. Check online at healthoregon.org/wic.

TO SUPPORT YOU WE OFFER:

- Pregnancy & breastfeeding guidance
- Wholesome foods
- Nutrition-focused counseling
- Free health screenings
- Connections to resources


WIC is all about healthy babies, kids, and families. If you are pregnant, breastfeeding, or have a child under 5, WIC could be for you!



DID YOU KNOW?

If you are a dad, grandparent, foster parent, or legal guardian of a child under 5, you can apply. WIC gives you the information, tools, and support to be the caregiver you want to be.

FIND OUT MORE!



- ⇒ Call 211
- ⇒ Text HEALTH to 898211
- ⇒ Visit healthoregon.org/wic, fill out our WIC Interest Form and we'll be in touch!


Oregon
Health
Authority

wic OREGON
GROWING HEALTHY FUTURES

If you need this information in large print or in an alternative format, please call 971-673-0040 or TTY 800-735-2900.

This institution is an equal opportunity provider.

57-400 (7/2021)



FREE ENERGY UPGRADES!

If you are income-qualified and live in Washington County, you may receive FREE energy upgrades such as insulation, heating systems, ventilation and more.

APPLY TODAY!

Call 503.906.6550 or email
weatherization@caowash.org

INCOME GUIDELINES: JULY 2021 - JUNE 2022

Household Size	Annual Gross Income	Monthly Gross Income
1	\$25,760	\$2,146.66
2	\$34,840	\$2,903.33
3	\$43,920	\$3,660.00
4	\$53,000	\$4,416.66
5	\$62,080	\$5,173.33
6	\$71,160	\$5,930.00
<i>Each Additional Member:</i>	\$9,080	\$756.66



Partnering with Families for Successful Futures!



Help Me Grow supports your child's healthy growth and development

- Empowers families to achieve their goals
- Links families to child development information and community resources
- Free for all families (no restrictions based on insurance or income)
- Serves children from birth to 6 years old and expecting families



Help Me Grow connects you with...

- A caring, compassionate team of early childhood experts
- Child development and learning activities
- Healthcare and prenatal services
- Home visiting programs
- Parenting education and support groups
- Child care and preschool programs
- Early intervention and developmental disabilities programs
- Oregon Health Plan enrollment
- Basic needs (like WIC or energy assistance)



833-868-4769

helpmegrow@providence.org



Utility Bills putting pressure on your budget?

You may qualify for Energy Assistance!

Using state and federal funding, we at Community Action can make a payment directly to your utility for qualifying Washington County households!

Do you qualify? Check the income guidelines below and give us a call to be screened for services:
(503) 615-0771 Mon-Thurs 9am-12pm

You can also schedule online by visiting the website [here](#) and following the links for Energy Assistance. Online appointment requests are only accepted Monday-Thursday, from 4pm- 7pm. Requests received outside of these hours will not be viewed.

Did you know- You do not have to be past due or have a shut off notice to receive energy assistance!

60% of State Median Income by Household Size

For Use in Federal Fiscal Year 2021

Estimated State Median by Household Size-Source HHS

Household Unit Size	Annual Gross Income*	Monthly Gross Income*
1	\$27,806	\$2,317.15
2	\$36,361	\$3,030.10
3	\$44,917	\$3,743.05
4	\$53,472	\$4,456.00
5	\$62,028	\$5,169.00
6	\$70,584	\$5,882.00
7	\$72,188	\$6,015.67
8	\$73,792	\$6,149.30
9	\$75,396	\$6,283.00
10	\$77,000	\$6,416.65
11	\$78,604	\$6,550.35
12	\$80,208	\$6,684.00
Each Additional Member	\$1,604	\$133.65

* Gross Income means all household income before any deductions

LLC or Sole Proprietor?

Breaking down the basic terminology



A sole proprietor is what you are by default when you start rendering a service or selling a product. This is what you are without filling out any sort of paperwork when you start a business. When there is only one owner/ a one person business this individual must report this on their tax return and will be taxed at your personal tax level.

A partnership is when two or more people are owners in the business and for legal purposes often form their partnership into an LLC. An LLC is a limited liability company. An LLC helps protect the business owner from business debts, lawsuits, etc. This creates a wall between personal and business. The easiest way to start and run your business is as a sole proprietor, once you are making over \$50,000 or more, then start an LLC. This is due to the potential tax benefits of an LLC not outweighing the cost incurred when running an LLC. Pro tip: Whether or not you decide to venture into the sole proprietor or LLC route, be sure to set up a bank account with your business name to track all transactions made and keep record of income and expenses.

Link to video [here](#).



A program philosophy makes a statement about your program. It tells the community about what your stance is on caring for children. If you are interested in hearing more about how to develop a personal philosophy, read this article [here](#).

Training Policies

1. Participants must be registered prior to the training in order to be admitted. Individuals who are not registered that show up cannot attend. Registration ends at 4:00 pm the day before the scheduled training.
2. Registration may be completed by phone, email and through our online registration portal. Register early, as trainings fill up FAST! When we receive your registrations and payment, we will confirm your trainings via email.
3. Participants must give three days' notice of cancellation prior to the training in order to receive a refund.
4. Refunds will be issued for card and check payments. **NO CASH is accepted for trainings at this time. We will ONLY accept credit, debit and electronic check.**
5. It is the attendee's responsibility to know the date & time of the training. You must attend the entire training to receive credit. If you miss more than fifteen minutes, training hours will not be given.
6. Please log into the training using your full legal name and you will need to log in with the email address you provided at the time of registration. We are unable to validate hours for participants who attend in groups. Please make sure your email address is updated in ORO.
7. CCR&R will send the link to everyone registered by 2:00 PM the day before the training. Please do NOT share the link with others as they will not receive credit. Please check your SPAM folder for links prior to contacting CCR&R. When we send the link for the training, we will also attach any handouts provided by the trainer. We will not be sending paper copies.
8. **Note:** All trainings have different links. Make sure you received the link for the training before 2:00 p.m. on the day of the trainings. If you do not, please email/call us prior to 4 pm.
9. To receive a training certificate, you will need to email us at ccrr@caowash.org. Please keep in mind that after the training is held, hours are validated directly into ORO. Certificates do not need to be sent into ORO, as CCR&R confirms attendance within five days of the training taking place which will be added to your ORO account.
10. If a training is cancelled by CCR&R, refunds will be processed within three business days.

CCR&R Online Training Etiquette

1. **Arrive at an appropriate time.** The training will start right on time, so it is best to arrive a few minutes prior to the start of the training.
2. **Sign in.** Use your complete name and email when signing in for an online training so that we may verify your attendance.
3. **Participate.** We ask that CCR&R participants engage with the training and material as much as possible in order to gain an understanding of the subject matter.
4. **Please mute yourself.** Please mute your self when the training is in process. It reduces the amount of distraction however, unmute yourself when you are participating in discussion.
5. **Respect others' perspectives.** Our community of early childhood educators come from diverse cultures and include many languages. Please ask for clarification when needed and provide respect to others who are sharing.
6. **Ask questions.** If there are any specific questions or concerns regarding a personal situation, please direct message the trainer or opener privately.
7. **At the end of the training, please complete the evaluation.** These support us in deciding future training opportunities that could benefit your professional needs.



Guide to Training Abbreviations

Oregon Registry

www.oregonchildcaretraining.org



Core Body of Knowledge	Abbreviation
Diversity	DIV
Families & Community Systems	FCS
Health, Safety & Nutrition	HSN
Human Growth & Development	HGD
Learning Environments & Curriculum	LEC
Observation & Assessment	OA
Personal, Professional & Leadership Development	PPLD
Program Management	PM
Special Needs	SN
Understanding & Guiding Behavior	UGB

Sets of knowledge are the progression of increased depth and breadth of knowledge within each core knowledge category.

Set One: Introductory knowledge

The purpose of these sessions is to provide an overview of basic principles, theories, and/or research.

Set Two: Intermediate knowledge

The purpose of these sessions is to build on previous knowledge by having professionals use what they have already learned and experienced to think in depth and to learn more.

Set Three: Advanced knowledge

The purpose of these sessions is to build on previous knowledge by having professionals analyze, critically examine, compare and evaluate their acquired knowledge.

Child Development Associate (CDA) Subject Numbers	
CDA Subject Areas	Examples
1. Planning a safe, healthy, learning environment	Safety, first aid, health, nutrition, play, space planning, materials & equipment
2. Steps to advance children's physical & intellectual development	Large & small muscle, language and literacy, discovery, art & music
3. Positive ways to support children's social & emotional development	Self-esteem, independence, self-control & socialization
4. Strategies to establish productive relationships with families	Parent involvement, home visits, conferences & referrals
5. Strategies to manage an effective program operation	Planning, record keeping & reporting
6. Maintaining a commitment to professionalism	Advocacy, ethical practices, work force issues & professional associations
7. Observing & recording children's behavior	Tools & strategies for objective information collection
8. Principles of child development and learning	Developmental milestones from 0-5 & cultural influences on development

Age Group Categories	Abbreviation
Infant/Toddler	I/T
Preschool	PS
School Age	SA
No Age-Related Content	NARC



Washington County Training Locations

CA

Community Action
1001 SW Baseline Street
Hillsboro, OR 97123

CA ANNEX

Community Action Annex
1050 SW Baseline Street, Suite C1
Hillsboro, OR 97123



Job Builder

Job-finding and career skills development from Washington County Cooperative Library Services (WCCLS). Resources include job-finding and career development related events, resume help, support to create cover letters, interview skill coaching and more! Check these resources out [here](#). You can view upcoming job/career related events [here](#).



Beaverton City Library will be offering two **FREE** trainings for Early Childhood Educators. These two trainings will be held in person in Room A. Registration is required!

Location

Beaverton City Library (Room A)
12375 SW 5th Street,
Beaverton, OR 97005

REGISTER HERE

Do you Dewey? We do! How to Find Books in the Library

Training #	Date	Time	Location	Cost	Set
70565	Tuesday, October 19th, 2021	6:30 PM – 8:30 PM	Beaverton City Library	Free	1

Presenter: Jennifer Wolf | CKC: LEC | Age Group: NARC

Description: Your local library is the go-to spot for books to share with the children in your care, but with so many available, how do you find the best books for you? In this session you will learn how to find the books you love in the library, as well as tricks to discover new favorites to share! ***Registration is required and opens September 19th, 2021**

Stories Through Songs: Creating Musical Literacy Experiences with Children

Training #	Date	Time	Location	Cost	Set
70586	Sunday, December 5th, 2021	2:00 PM – 3:30 PM	Beaverton City Library	Free	1

Presenter: Jennifer Wolf | CKC: LEC | Age Group: I/T & PS

Description: Books and music can go hand-in-hand. Come learn how to put a new spin on old favorites and identify ways to integrate language and literacy skills into a musical experience with the children in your care and education programs. You will leave with new ways to use the books already in your home or classroom. ***Registration is required and opens November 5th, 2021**

ODHS Child Care Provider Orientation

This class gives you information on ODHS Child Care Programs. It helps you understand the listing and billing process. You will learn how to become eligible for the ODHS Enhanced Rate. By taking some classes, you can get paid more from ODHS. You will also hear about the SEIU union that represents unlicensed family child care providers. Come meet other providers and bring questions you have about ODHS Child Care.



ODHS Child Care Provider Orientation

Training #	Date	Time	Location	Cost	Set
70556	Thursday, October 14th, 2021	1:00 p.m.– 3:00 p.m.	Online	Free	1
70557	Thursday, November 18th, 2021	6:00 p.m.—8:00 p.m.	Online	Free	1
70558	Thursday, December 23rd, 2021	10:00 a.m.—12:00 p.m.	Online	Free	1

Presenter: Lupita Nolasco Garcia, Community Trainer | CKC: PM | Age Group: NARC

Introduction to Registered Family Child Care



Interested in becoming a Registered Family Child Care Provider?

Sign up for the Introduction to Family Child Care training!

There are two parts to the Introduction to Registered Family Child Care training. The required Part One class is available online at <http://campus.educadium.com/OCCD/>. Part Two is the in-person training (**Currently online only**) you must attend after completing Part One. This free class provides a rule book, resources to help you be successful, information about Child Care Resource & Referral, and more. You must pre-register.

Introduction to Registered Family Child Care Part 2

Training #	Date	Time	Location	Cost	Set
70550	Tuesday, October 19th, 2021	1:00 p.m.– 4:00 p.m.	Online	Free	1
70551	Tuesday, November 16th, 2021	6:00 p.m.—9:00 p.m.	Online	Free	1
70552	Tuesday, December 14th, 2021	9:00 a.m.—12:00 p.m.	Online	Free	1

Presenter: Flor Silva & Martina Jallad, CCR&R Specialists | CKC: PM | Age Group: NARC

Blended Online CPR and First Aid Certification

Under normal circumstances, online CPR only is not accepted for system use. In response to the COVID-19 public health emergency, the Early Learning Division has authorized a temporary exception to this rule, effective immediately and expiring after the Governor lifts the emergency declaration. Successful completion of this online CPR and First Aid will certify you in infant, child, and adult CPR. This training meets Office of Child Care licensing requirements as well as requirements for the ODHS Enhanced Rate.

You will have two weeks to complete the online portion of the training. You will receive a link to the online portion via email. Once you complete the online portion, you will be up to date on your CPR Certification. You will receive the link on the Monday of the training you are registered for and you will have two weeks from that Monday to complete the training.

If you need to renew your CDA or are taking this training to complete your CDA, please contact us at ccrr@caowash.org before registering!

Blended Online CPR and First Aid Certification				
Training #	Date	Location	Cost	Set
70636	Monday, October 18th, 2021	Online	\$65	1
70639	Monday, November 22nd 2021	Online	\$65	1
70641	Monday, December 6th, 2021	Online	\$65	1
Presenter: Boyle Safety, LLC CKC: HSN Age Group: NARC				



Are you a licensed family child care provider or a center director? Then you may be eligible to attend a **free**, 2-hour informative training session about Spark, Oregon's Quality Rating and Improvement System.

Not only will you be able to participate in increasing quality in your program, but there are significant financial benefits for participating. Don't miss out on the chance to receive funds to purchase new materials and resources for your program – they won't last forever!

To verify eligibility, call a Quality Improvement Specialist at: (971) 223-6100.

This is an opportunity you will not want to miss!

How to get started on Oregon's Spark

Training #	Date	Time	Location	Cost	Set
70635	Tuesday, November 9th, 2021	6:00 p.m. – 8:00 p.m.	Online	Free	1

Presenter: Shannon Malusevic, Master Trainer | CKC: PM | Age Group: NARC

Description: In the dark about Spark? Oregon's Quality Rating and Improvement System (QRIS), known as Spark, awards star ratings to child care programs that engage in continuous improvement and reach quality standards above minimum (licensing) standards. This training introduces you to the quality improvement process and connects you with resources and support to begin making positive changes in your program by participating in Spark.

Online Training for Fall 2021



Kindergarten Readiness: Exploring Oregon's Early Learning and Kindergarten Guidelines

Training #	Date	Time	Location	Cost	Set
70562	Thursday, October 7th, 2021	6:00 p.m. – 7:30 p.m.	Online	FREE	1

Presenter: Ami Russell, Master Trainer | CKC: HGD | Age Group: PS

Description: Are you wondering what preschoolers need to know before Kindergarten? The Early Learning Division and partner agencies have worked together to develop the Oregon Early Learning and Kindergarten Guidelines (OELKG) to help educators apply aligned developmental standards and outcomes to ages 3 – Kindergarten. In this training, you will be introduced to the OELKG and learn how this tool is designed for your use as an educator.

Language Development and Delay: Strategies for Promoting Communication Skills in Early Childhood

Training #	Date	Time	Location	Cost	Set
70563	Wednesday, October 13th, 2021	6:00 p.m. – 9:00 p.m.	Online	\$20	2

Presenter: Aoife Rose Magee, Master Trainer | CKC: SN | Age Group: I/T & PS

Description: Participants will examine categories of language development and signs of speech and communication delays in early childhood. Participants will also examine effective strategies to build communication skills and address common behaviors associated with delays.

Introduction to Small Business Training: For Schools and Child Care Providers

Training #	Date	Time	Location	Cost	Set
70564	Thursday, October 14th, 2021	6:00 p.m. – 9:00 p.m.	Online	\$10	1

Presenter: Lisa Tynan, Master Trainer | CKC: PM | Age Group: NARC

Description: How should you structure your business and what are the 'must dos' for any small business owner? Whether you are new to running a business, wanting to improve your recordkeeping and get more organized, or just curious about the process of running your own child care, you will benefit from all this training has to offer. Gain confidence in your bookkeeping, learn what goes into creating an amazing business plan and get organized for tax time.

Inspired by the Neighborhood: Bringing Mr. Rogers Wisdom to Life in Your Classroom

Training #	Date	Time	Location	Cost	Set
70566	Wednesday, October 27th, 2021	6:00 p.m. – 9:00 p.m.	Online	\$20	2

Presenter: Amy Williams, Master Trainer | CKC: HGD | Age Group: PS

Description: Inspired by the approach and techniques of Mr. Rogers' Neighborhood, participants will examine and apply the concepts, goals and actions that support the social-emotional growth and development of young children. Create a plan in which your program is a more kind, clear and respectful experience for your students. Bring Mr. Rogers' wisdom to life in your classroom

Preventing ACES

Training #	Date	Time	Location	Cost	Set
70567	Tuesday, November 2nd, 2021	6:00 p.m. – 8:00 p.m.	Online	\$10	1

Presenter: Tiyan Morris, Community Trainer | CKC: FCS | Age Group: NARC

Description: In this trauma informed teaching series we will discuss and find ways to prevent Adverse Childhood Experiences and toxic stress as a community of adults looking to form positive connections with children and families.

Advocacy in Early Childhood: Children's Rights, Our Responsibilities

Training #	Date	Time	Location	Cost	Set
70568	Thursday, November 4th, 2021	6:00 p.m. – 9:00 p.m.	Online	\$20	2

Presenter: Megan Wurst, Master Trainer | CKC: PPLD | Age Group: NARC

Description: This session examines culturally and developmentally appropriate professional practice in relation to the rights of children. We will explore strategies for professionals to uphold and advocate for children's rights as well as strategies to share early childhood knowledge with others.

Promoting Safety in Early Childhood: Preventing and Responding to Unsafe Behaviors

Training #	Date	Time	Location	Cost	Set
70723	Tuesday, November 9th, 2021	6:00 p.m.– 9:00 p.m.	Online	FREE	2

Presenter: Megan Watterman, Master Trainer | CKC: UGB | Age Group: NARC

Description: Participants will explore strategies to support young children's emotional and behavioral development to create safer early childhood environments. Examine how implicit bias impacts responses to children's behavior. Apply the pyramid model to identify effective interventions to match where children's behavior falls on the escalation cycle. Strategize approaches for positive de-escalation and relationship-building with children. ***Registration will be handled by NWRES. Register [HERE](#)***

How to Get Started on Oregon's Spark

Training #	Date	Time	Location	Cost	Set
70635	Tuesday, November 9th, 2021	6:00 p.m.– 8:00 p.m.	Online	Free	1

Presenter: Shannon Malusevic, Master Trainer | CKC: PM | Age Group: NARC

Description: In the dark about Spark? Oregon's Quality Rating and Improvement System (QRIS), known as Spark, awards star ratings to child care programs that engage in continuous improvement and reach quality standards above minimum (licensing) standards. This training introduces you to the quality improvement process and connects you with resources and support to begin making positive changes in your program by participating in Spark.

Supporting Gender Diversity in Preschool

Training #	Date	Time	Location	Cost	Set
70569	Wednesday, November 10th, 2021	6:00 p.m.– 9:00 p.m.	Online	\$20	2

Presenter: Cody Hauptert, Master Trainer | CKC: DIV & LEC | Age Group: PS

Description: This training is intended to equip participants with tools for a more inclusive classroom. Participants will explore gender as a spectrum and examine developmentally appropriate ways to integrate gender diversity into early childhood programming.

From Surviving to Thriving: Bookkeeping for Child Care Providers

Training #	Date	Time	Location	Cost	Set
70570	Monday, November 22nd, 2021 & Monday, December 6th, 2021	6:00 p.m.– 8:30 p.m.	Online	\$20	2

Presenter: Lisa Tynes, Master Trainer | CKC: PM | Age Group: NARC

Description: Accounting is integral to ensuring your business is on the right track. Organize your bookkeeping to start, strengthen, or grow your childcare business. In addition to helping you develop the tools to compile the information you need to complete your tax returns and apply for business loans, small business accounting helps you examine what's going on with your business financially. When you gain confidence in your company's financial workings, you are not only able to survive, you are able to thrive!

Too Big, Too Small, or Just Right

Training #	Date	Time	Location	Cost	Set
70572	Thursday, December 9th, 2021	6:00 p.m.– 8:00 p.m.	Online	\$10	1

Presenter: Hailee McBurney, Master Trainer | CKC: HSN | Age Group: NARC

Description: In this training we will review USDA CACFP mandates including portion requirements and child nutrition (CN) documentation, explore ways to entice your kids, including picky eaters, to eat healthy foods and share and learn ideas for serving nutritious meals and snacks.

Exploring Observation Techniques & Methods

Training #	Date	Time	Location	Cost	Set
70573	Wednesday, December 15th, 2021	6:00 p.m.– 9:00 p.m.	Online	\$20	2

Presenter: Sonia Thomas, Master Trainer | CKC: OA | Age Group: NARC

Description: Thinking about using observations in your program? Join us as we explore a variety of observation techniques. Examine what types of observation methods or techniques are appropriate for your specific purposes. With this knowledge, evaluate when to use observation in your program planning.

CCR&R Team



Karen Henkemeyer
CCR&R Manager
khenkemeyer@caowash.org



Jessica Rosengreen
CCR&R Assistant Manager
jrosgreen@caowash.org



Stephanie Davison
CCR&R Systems
Coordinator
(503) 693- 3229
sdavison@caowash.org



Tiffany Vargas
Preschool Promise
Coordinator
(971) 226- 7564
tvargas@caowash.org



Alba Sullivan
Quality Improvement
Specialist
(503) 572- 7194
asullivan@caowash.org



Nancy Leon
Quality Improvement
Specialist
(503) 693- 3228
nleon@caowash.org




Courtney Bowen
Quality Improvement
Specialist
(971) 294- 9537
cbowen@caowash.org



Sunny Yepez
Quality Improvement
Specialist
(503) 693- 3291
syepez@caowash.org



Hailee McBurney
Infant and Toddler
Specialist
(971) 371- 6562
hmburney@caowash.org



Megan Wurst
Infant and Toddler
Specialist
(503) 693- 3255
mwurst@caowash.org



Lupita Nolasco Garcia
CCR&R Specialist
(971) 226- 5876
gnolazcogarcia@caowash.org



Ilian Morales Ruiz
CCR&R Specialist
(971) 226- 5951
imruiz@caowash.org



Flor Silva
CCR&R Specialist
(971) 226- 6234
fsilva@caowash.org



Shannon Malusevic
Preschool Promise Quality
Improvement
Specialist
(503) 890- 9248
smalusevic@caowash.org

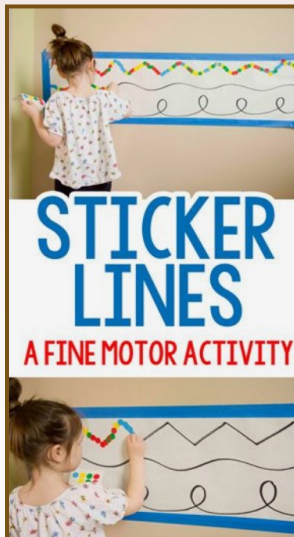





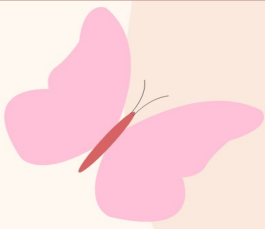
Aurora De La Torre
Preschool Promise
Instructional Coach
(503) 891- 0118
adelatorre@caowash.org

Martina Jallad
CCR&R Specialist
(971) 226- 7536
mjallad@caowash.org




Fall Activities





TAKE THE CHILD'S VIEW



During a recent training we were discussing how to truly take the child's view and different activities within our care that supported this idea. Trainer/provider Tiyana Morris shared an activity that I was blown away by! To take the child's view she purchases disposable cameras for the children within her care and lets them photograph without any guidance. When the camera is out of film, she will then get the pictures printed. Tiyana will sit with the children and ask what they were trying to capture with this photo and write the response on the back of the photo. What a wonderful way to better understand what a child's experience was, and what they were viewing.

By Courtney Bowen

